

**Industry Leading Provider of Outsourced
Semiconductor Assembly, Test & Bumping Services**

November, 2017

Safe Harbor Notice

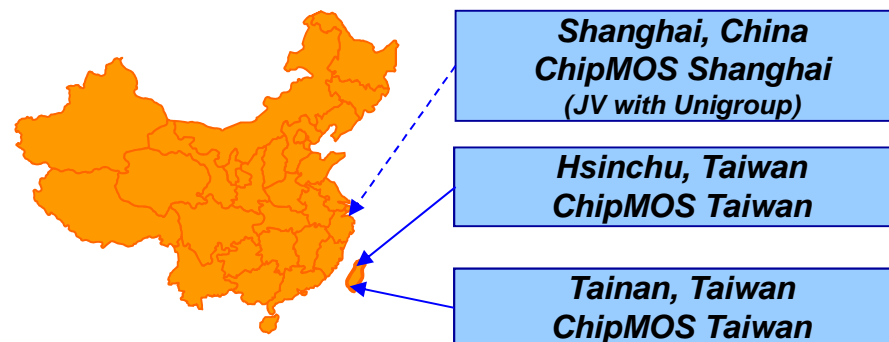
- ❖ This presentation contains certain forward-looking statements. These forward-looking statements may be identified by words such as ‘believes,’ ‘expects,’ ‘anticipates,’ ‘projects,’ ‘intends,’ ‘should,’ ‘seeks,’ ‘estimates,’ ‘future’ or similar expressions or by discussion of, among other things, strategy, goals, plans or intentions. These statements include financial projections and estimates and their underlying assumptions, statements regarding plans, objectives and expectations with respect to future operations, products and services, and statements regarding future performance. Actual results may differ materially in the future from those reflected in forward-looking statements contained in this document, due to various factors. Actual results may differ materially in the future from those reflected in forward-looking statements contained in this document, due to various factors. Further information regarding these risks, uncertainties and other factors are included in the Company’s most recent Annual Report on Form 20-F filed with the U.S. Securities and Exchange commission (the “SEC”) and in the Company’s other filings with the SEC.

Group Snapshot

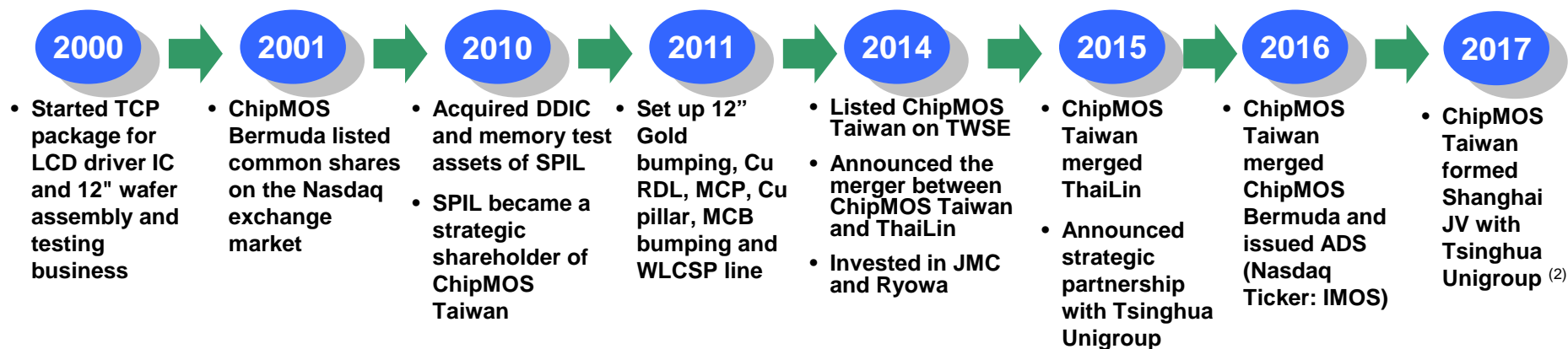
Overview

- **Founded:** 1997
- **Headquarters:** Hsinchu, Taiwan
- **Ticker Symbol:** TWSE : 8150.TW
NASDAQ : IMOS (ADS)
- **Employees(1):** Taiwan: 5,761
China: 1,015

Manufacturing footprint in China & Taiwan



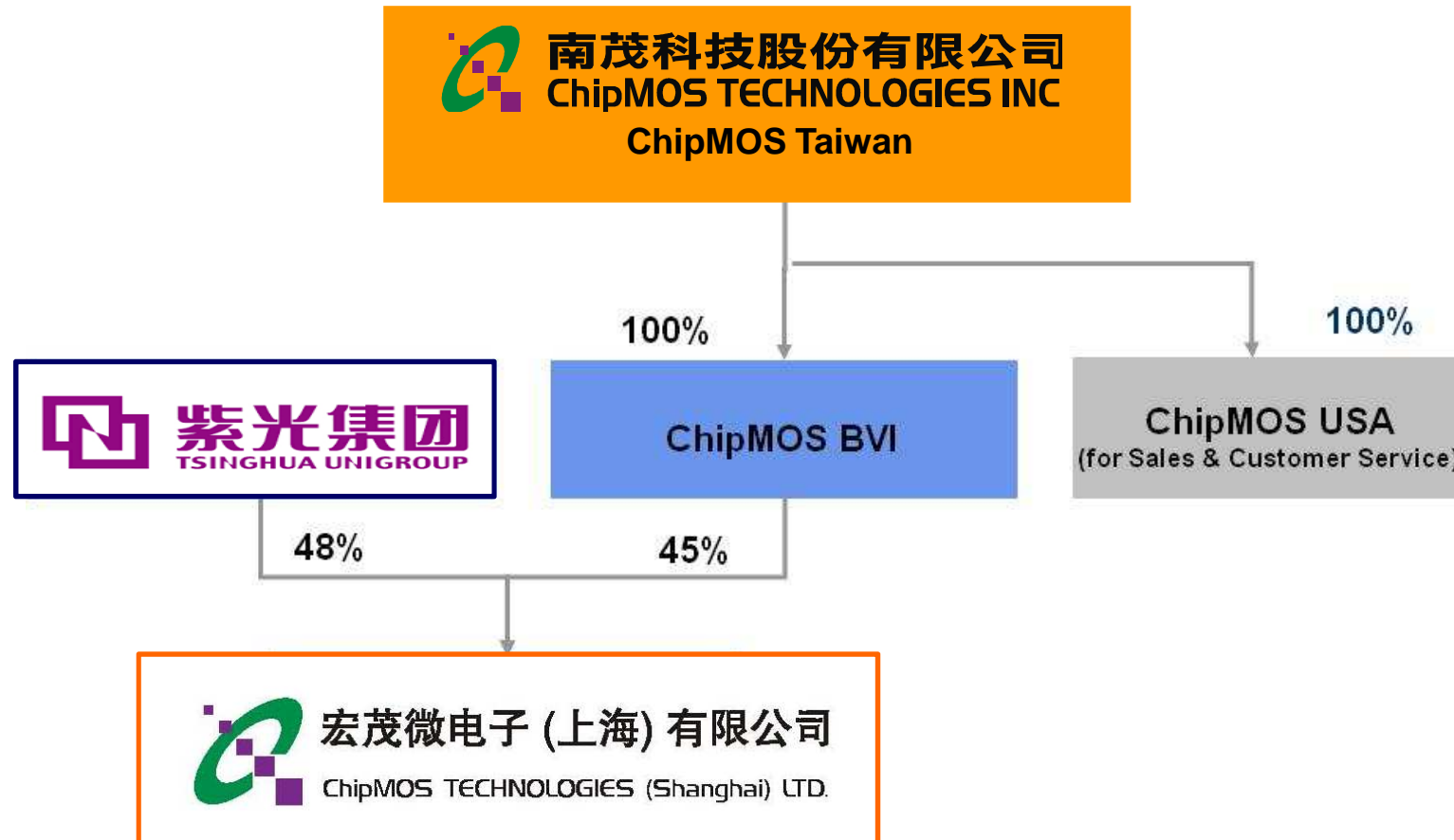
Key milestones



(1) As of September 30, 2017

(2) ChipMOS Taiwan is authorized by Unigroup to manage ChipMOS Shanghai

Corporate Holding Structure



Turnkey, High-yield, OSAT Partner of Choice

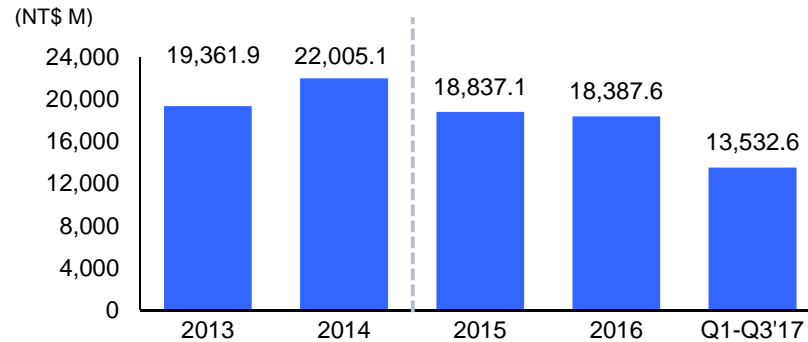
- ❑ Offer turn-key solutions for core technology product segments
 - ❑ Dedicated OSAT capacity and strategically focused on collaboration-driven growth
 - ❑ Leverage current partnerships to capture new customers
-

Services Provided

	Bumping /RDL	Wafer Test	Assembly/Package	Product Test
Product Offering	◆	◆	◆	◆
DDIC	◆	◆	◆	◆
Flash	◆	◆	◆	◆
DRAM	◆	◆	◆	◆
Logic/ Mixed Signal	◆	◆	◆	◆

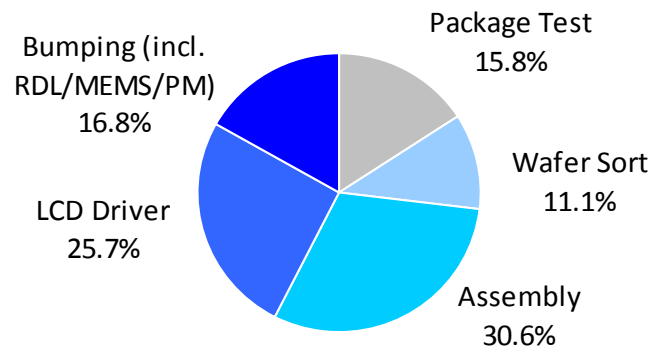
2017 Revenue Breakdown

Consolidated Revenue

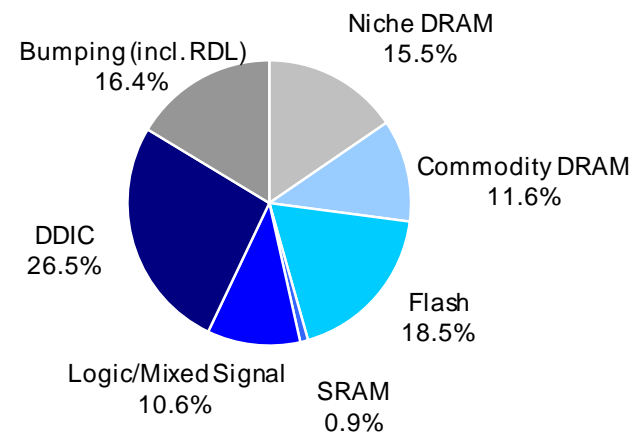


2017 Revenue Breakdown (Q1~Q3)

By Manufacturing Segments



By Products



(1) Since 2015, ChipMOS Shanghai's revenue was not included in the consolidated revenue.

Leveraging Market Leadership Position

DDIC

- COF Growth
 - Meeting demand for continued 4K/UHD uptake
 - Conversion of COG to COF in smartphone panels with full screen, 18:9 format or OLED display resulting in increased volumes
 - ChipMOS leads industry as the largest supplier of the 12" fine pitch COF in volume production

- OLED
 - OLED DDIC expected to see growth from small panel demand
 - >4 years production experience in OLED driver 12" bumping
 - Extending services, including turn-key, to new customers
 - Expect more opportunities in 2018

- TDDI
 - A new technology driving COG market segment transition
 - The first company with volume ramp to support partners' market introduction
 - Higher TDDI penetration expected as customers win more design-ins

ChipMOS Positioned to Expand Market Leadership

Optical Sensor

- Partnering with key customer to capture new, high-end smartphone demand
- In volume production since 3Q 2017
- Expanding to multiple products using core technologies
- Market penetration to proliferate across end customer offerings

Memory

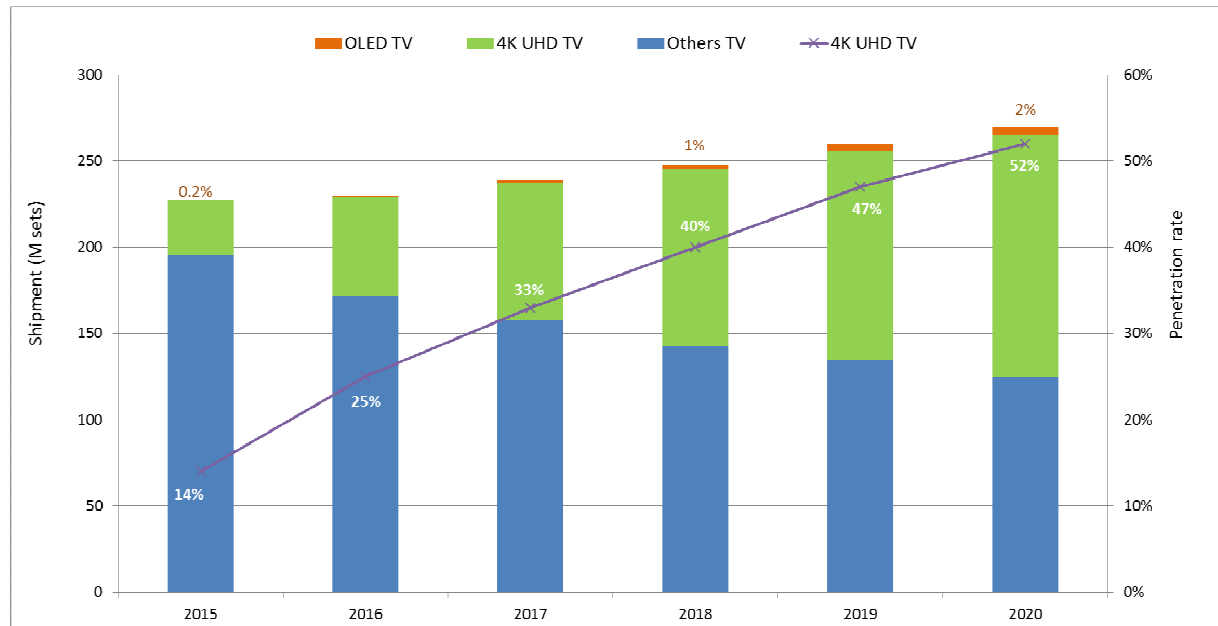
- Major OSAT for Taiwan niche DRAM makers
- Supporting various automotive, display, graphic, and embedded products
- NOR demand from display, automotive and entertainment center segments remains strong, utilizing full test capacities
- Expanding NAND product type offerings

Mixed-Signal

- Added Cu based plating capacity to service non-driver customers
- To support multiple growth opportunities in RDL, WLCSP, flip chip, power IC, MEMS etc.

UHD/4K TV Growth DDIC COF Capacity Demand

2015 - 2020 UHD TV growth



Source: Futuresource consulting, Apr.'2016 & HIS market Jan.'2017

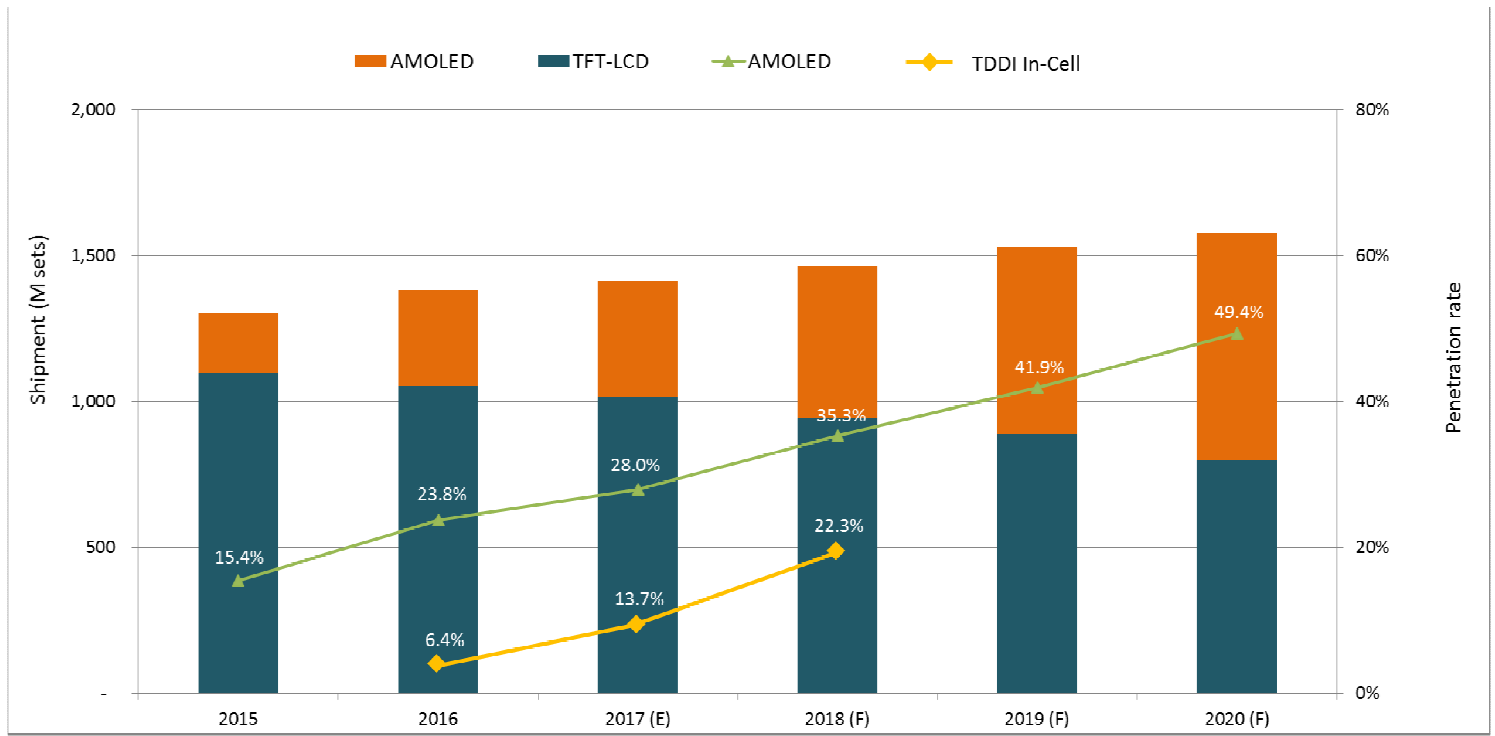
- ❑ UHD(4K) TV & OLED propel significant memory/storage market growth in set top boxes, TV, home entertainment systems
- ❑ Market penetration of UHD TV accelerating, & drives DDIC COF demand increasing



ChipMOS Adding Capacity to Capture Continued Growth

New Smartphone Features Driving DDIC Revenue Growth

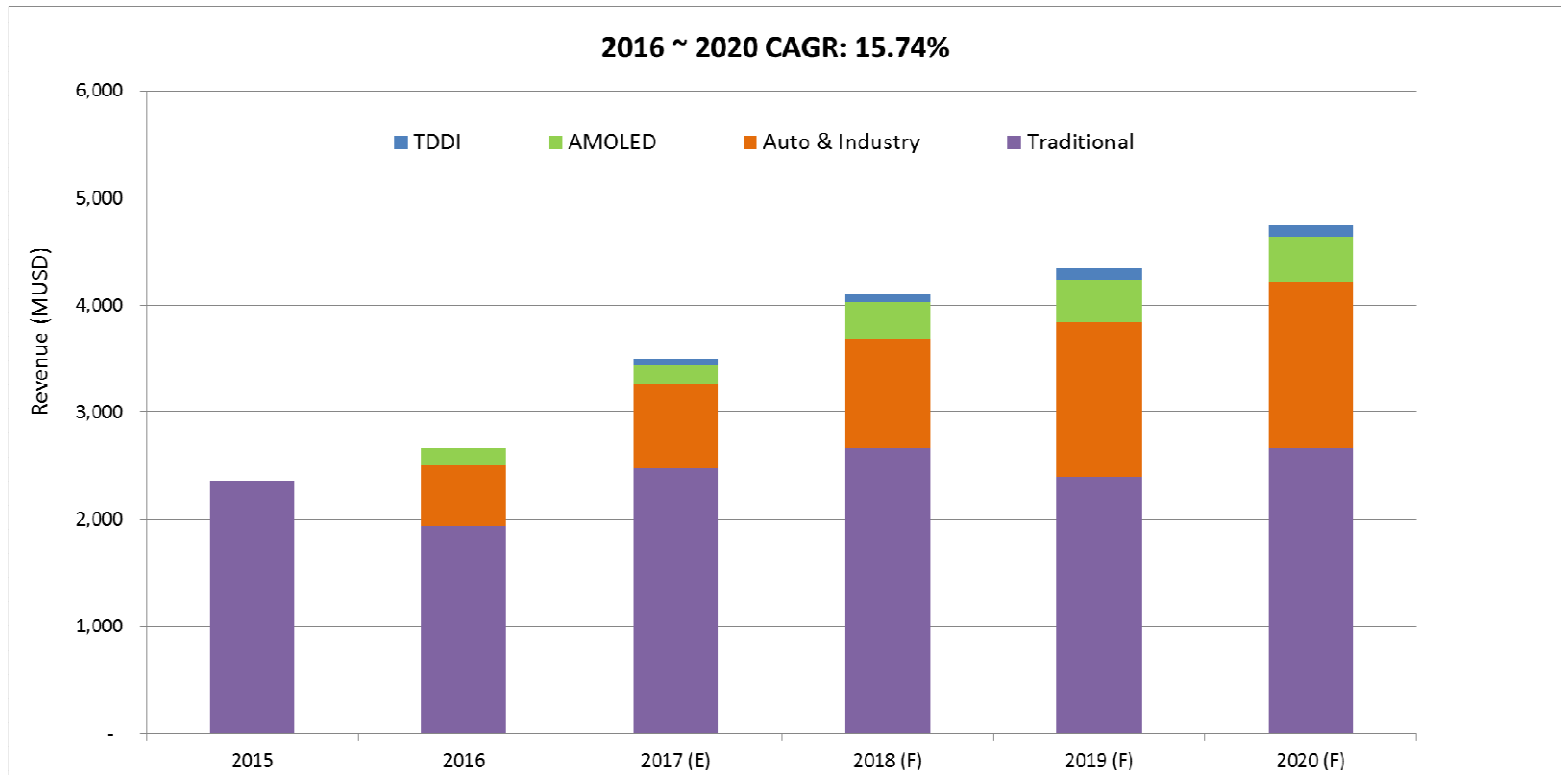
2015 - 2020 AMOLED & TDDI Penetration in Global Smartphone



Source: WitsView Jul. & Aug., 2017

- ❑ Full-screen/18:9 switches COG to fine pitch COF and AMOLED require COF capacity
- ❑ Integration of new smartphone features, including TDDI and fine pitch COF, driving need for added test capacity

New Applications Driving Increased NOR Demand



Source: HIS, Gartner, Synaptics, & summarized by Haitong Securities, 2017

- ❑ New end-product & application drive NOR flash demand, and particularly wafer test capacity
- ❑ Margin benefit from fully utilized, fully depreciated wafer testers for NOR flash

Industry Leader in Outsourced Semiconductor Assembly & Test

1

Leveraging Leadership Position and Track Record as Top OSAT

2

Focused on Growth in Key Markets, including DDIC, Memory & Mixed Signal Markets

3

Joint-Venture to Monetize Shanghai Operation, Drive China Growth and Deliver Increased Profitability

4

Start to Realize Significant Financial and Operational Benefits from Prior Corporate Structure Streamlining

5

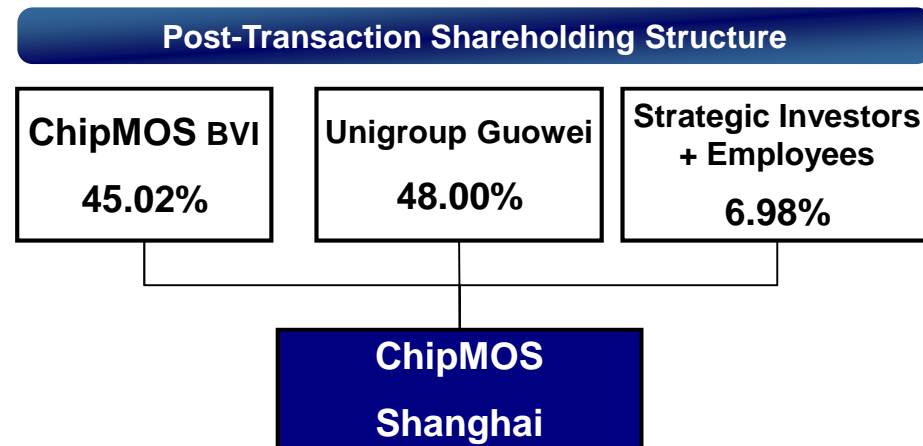
Robust Technology Roadmap Supports Multiple Growth Vectors


6

Proven Senior Management Team Executing on Right Business Strategy

China JV: Catalyst for Significant Profitability Growth

- ❑ Strategic investors led by Tsinghua Unigroup have invested RMB 498.43 million for a 54.98% stake in ChipMOS Shanghai-JV closed on March 24, 2017
- ❑ Completed the 1st stage find raising of ChipMOS Shanghai , approximately RMB 687.37 million, on June 30, 2017
- ❑ All together, ChipMOS Shanghai is expected to receive a total approximately RMB 1,074 million in funding
- ❑ ChipMOS is not consolidating ChipMOS Shanghai post the JV closure. ChipMOS Shanghai becomes a long-term investment of ChipMOS and recognized profit/loss generated pro rata.
- ❑ ChipMOS is strategically positioned to capture the growth opportunities of the semiconductor market in China



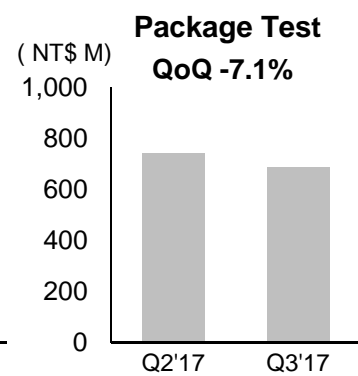
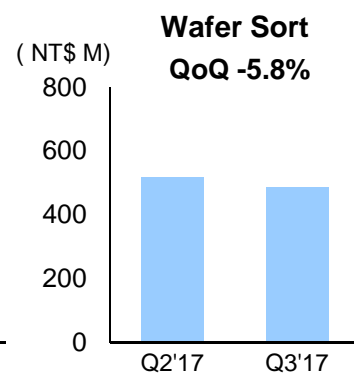
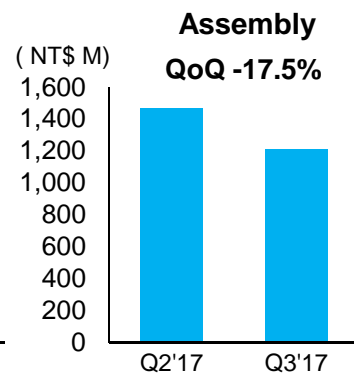
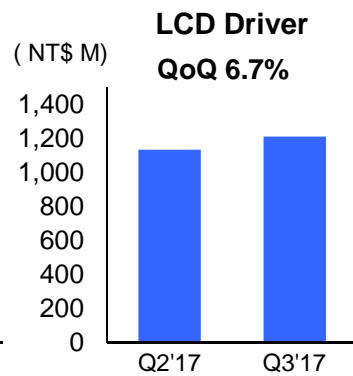
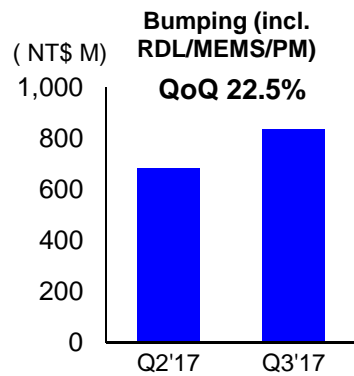
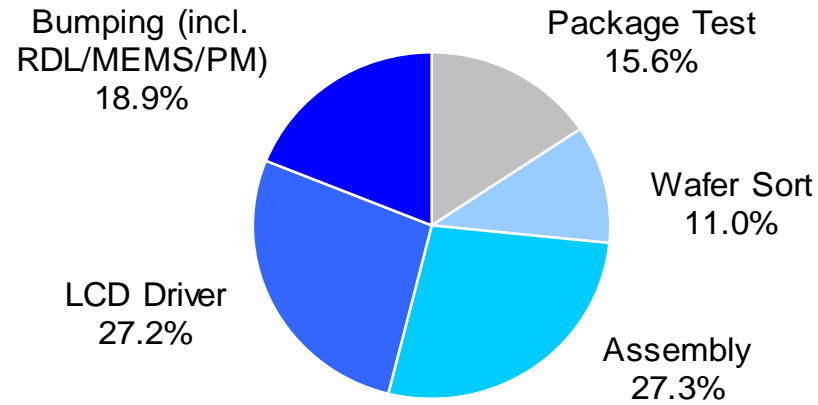


Q3'17 Financial Highlights



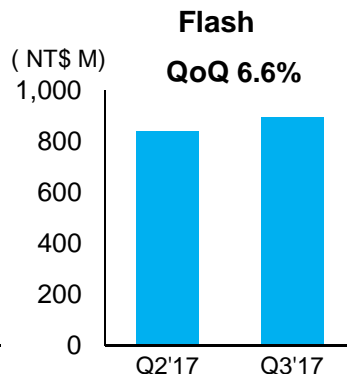
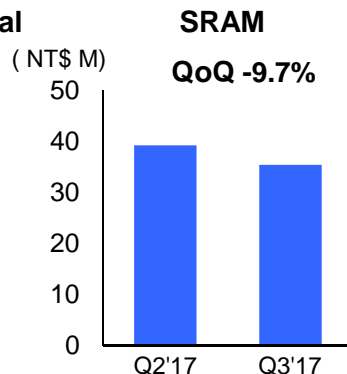
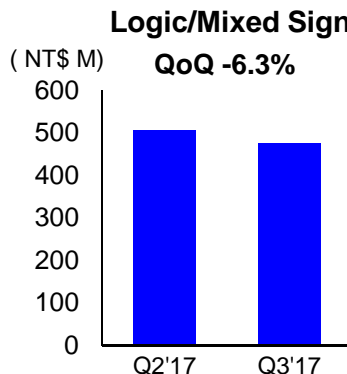
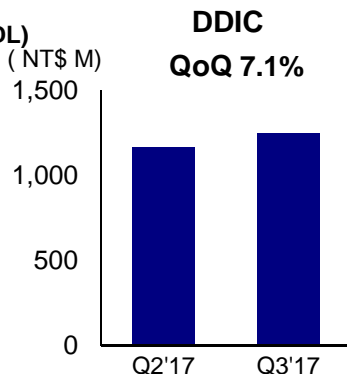
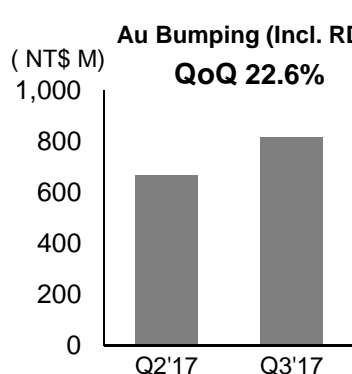
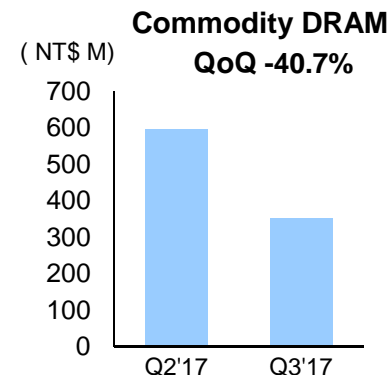
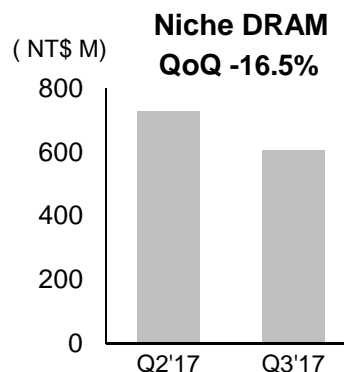
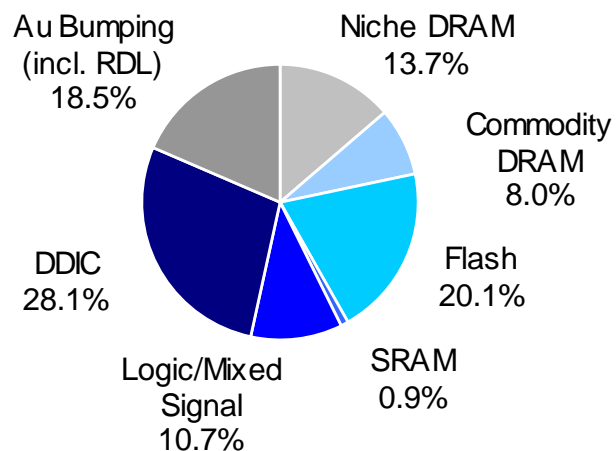
Q3'17 Revenue Breakdown By Segment (unaudited)

By Manufacturing Segments



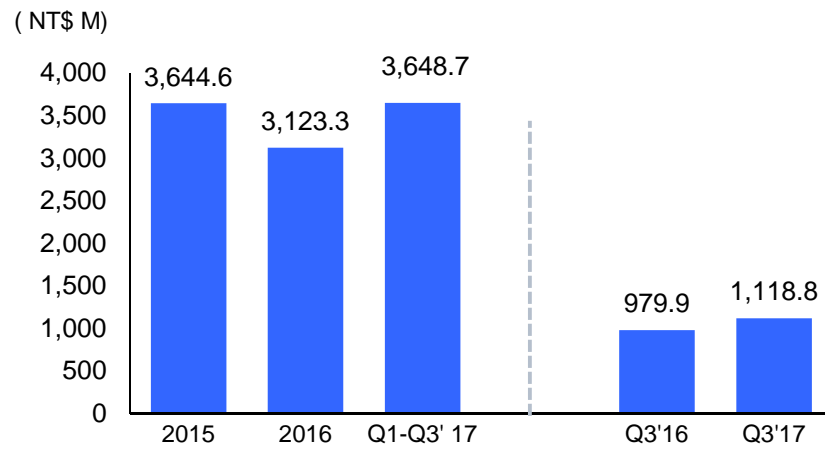
Q3'17 Revenue Breakdown By Product (unaudited)

By Products

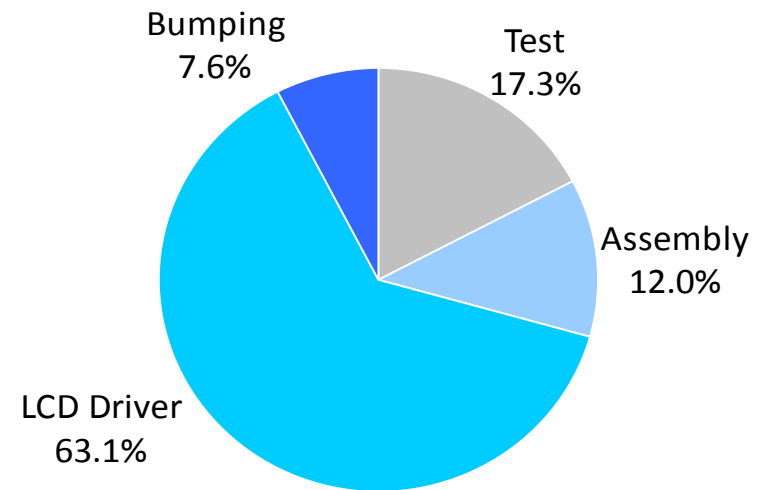


Q3'17 Capital Expenditures (unaudited)

CapEx

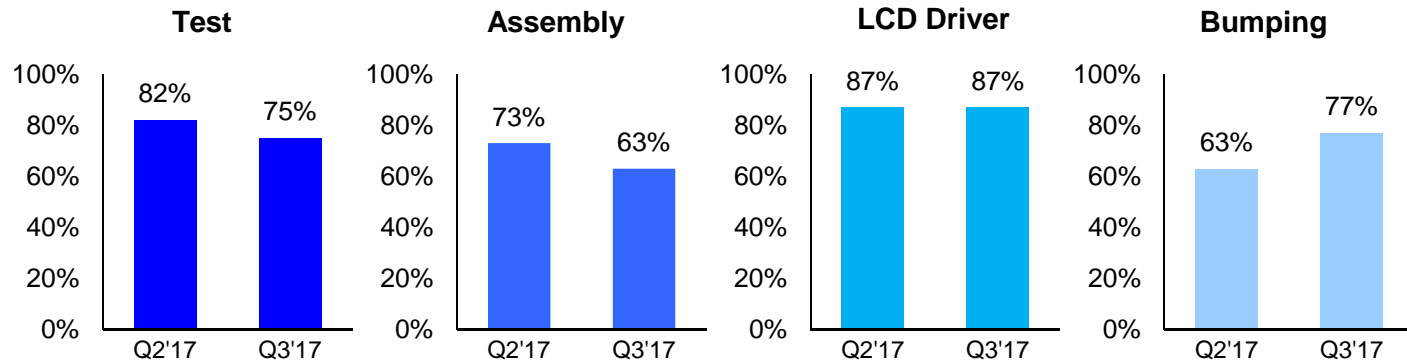
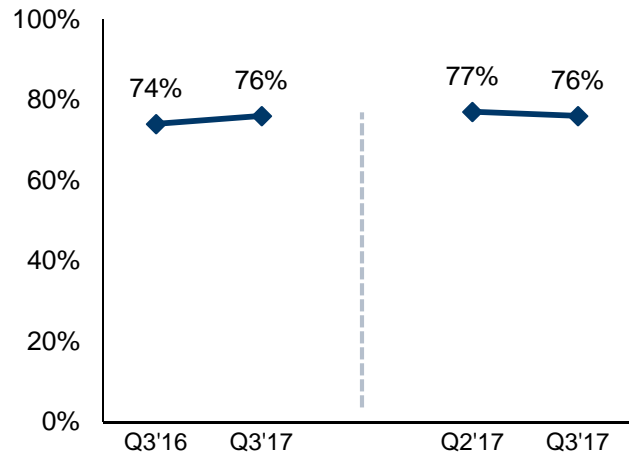


Q3'17 CapEx Breakdown



Q3'17 Capacity Utilization

Utilization Rate



Company Website

- <http://www.chipmos.com>